

Tabela 1: Notas das avaliações de Estatística II. Tabela organizada pelo número de matrícula do alunos.

grr	p1	p2	p3	ex	mf	f	grr	p1	p2	p3	ex	mf	f
GRR20030122	2,95	8,67	6,79	4,17	5,15	12	GRR20102587	2,00	4,92	5,71	1,67	2,94	6
GRR20034136	3,65	5,04	4,29	3,33	3,83	10	GRR20102827	4,60	8,88	6,90	5,97	6,38	2
GRR20034651	2,19	5,58			2,59	16	GRR20102909	6,13	8,38	6,90		7,13	2
GRR20055174	4,85	8,13	2,14	2,22	3,63	16	GRR20102989					0,00	30
GRR20062467	1,81	7,33	2,74		3,96	10	GRR20103072	1,78	7,38	4,29	0,83	2,66	10
GRR20063796	3,77	7,96	5,00	4,44	5,01	8	GRR20103300	6,06	9,08	5,95		7,03	4
GRR20064588	3,21	5,50	0,00		2,90	16	GRR20103455	4,59	9,08	7,86		7,18	6
GRR20071478	3,26	5,75	2,50		3,84	14	GRR20103609	1,56	1,50			1,02	18
GRR20071482	3,69	4,67			2,78	4	GRR20103747	5,27	7,50	6,55	5,69	6,07	8
GRR20074633	0,00		5,48		1,83	8	GRR20103847	4,69	7,92	7,62	3,61	5,18	12
GRR20083199	1,81				0,60	32	GRR20103927	8,75	9,50	7,50		8,58	6
GRR20091836	6,21	6,17	5,36	2,22	4,07	12	GRR20103956	4,44	5,79	2,14	0,83	2,48	10
GRR20092902	5,56	8,83		3,19	4,00	18	GRR20104040	7,88	8,25	3,10	3,61	5,01	8
GRR20100214	2,50	5,13	7,38	0,83	2,92	8	GRR20104161	5,21	7,75	4,29	1,67	3,71	2
GRR20101075	4,75	8,92	3,57	3,28	4,51	6	GRR20104249	6,00	8,88	7,02		7,30	4
GRR20101272	9,38	9,33	5,95		8,22	10	GRR20104289	6,63	7,83	8,81		7,76	12
GRR20101454	9,38	10,00	4,76		8,05	0	GRR20104388					0,00	44
GRR20101468	8,75	7,83	7,26		7,95	0	GRR20104633	2,71	5,67			2,79	8
GRR20101471	9,69	10,00	6,31		8,67	0	GRR20104666	3,08	7,75	3,57	4,17	4,48	8
GRR20101685	4,63	9,33	0,00	4,31	4,48	4	GRR20104698	3,48	8,25			3,91	8
GRR20101870	6,94	8,33	7,86		7,71	10	GRR20104716	0,71	3,63			1,45	16
GRR20101985	6,17	9,00	6,90		7,36	2	GRR20104764					0,00	18
GRR20101996	6,56	6,17		3,75	4,00	12	GRR20105310	4,90	7,17	0,71	1,81	3,03	2
GRR20102032	5,25	7,88	1,19	2,22	3,50	4	GRR20105505	2,44	5,58	2,86		3,63	4
GRR20102134	9,44	9,38	7,86		8,89	0	GRR20105706	6,21	8,38	6,43		7,00	2
GRR20102214	6,63	7,46	7,86		7,31	8	GRR20105820	5,69	6,88	5,00	2,08	3,97	12
GRR20102324	5,75	9,50	6,31		7,19	8	GRR20105950	6,39	7,71	7,86		7,32	10
GRR20102330	7,56	9,75	7,38		8,23	8	GRR20106132	7,92	9,58	8,93		8,81	6
GRR20102432	6,16	8,25	7,50		7,30	6	GRR20106134	0,00	4,21	5,24		3,15	6
GRR20102474	3,21	6,50	7,14	4,39	5,00	8	GRR20106283	0,88	6,33	0,71		2,64	6

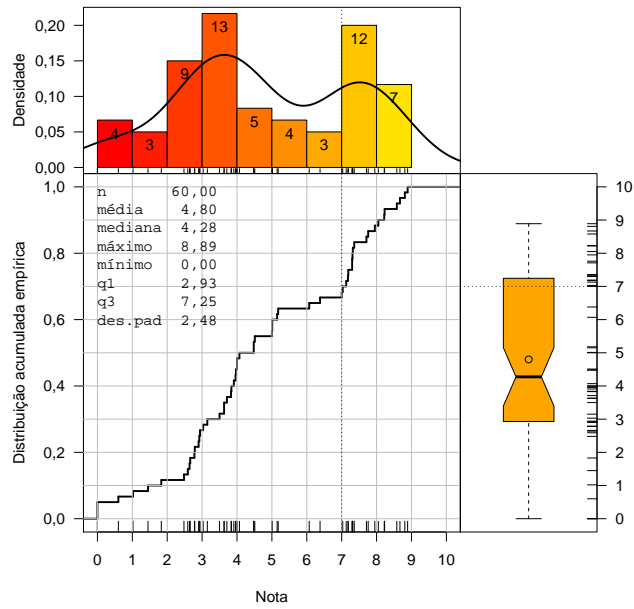


Figura 1: Desempenho final dos acadêmicos na disciplina de Estatística II. Média para aprovação é 5.

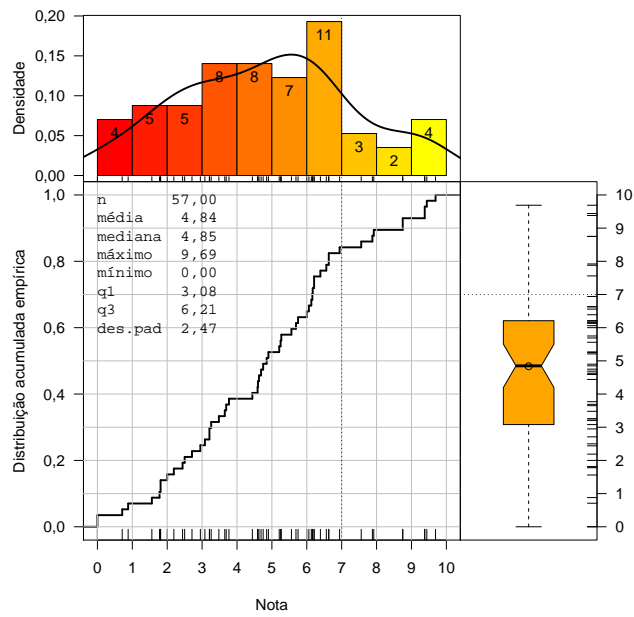


Figura 2: Desempenho dos acadêmicos na primeira avaliação de Estatística II.

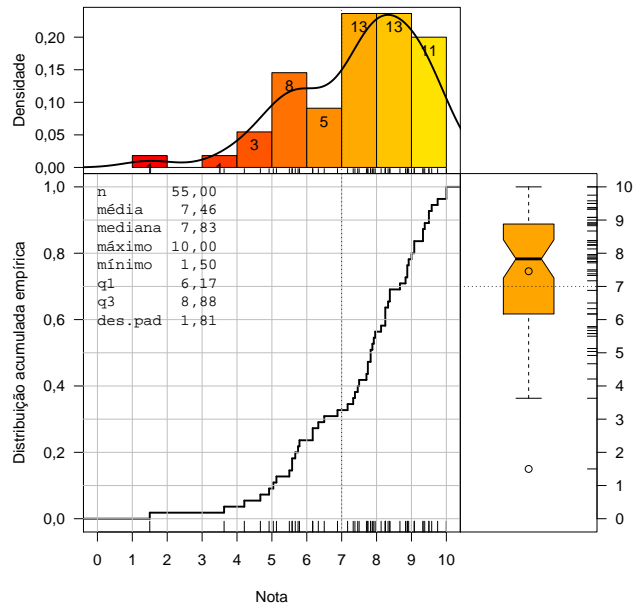


Figura 3: Desempenho dos acadêmicos na segunda avaliação de Estatística II.

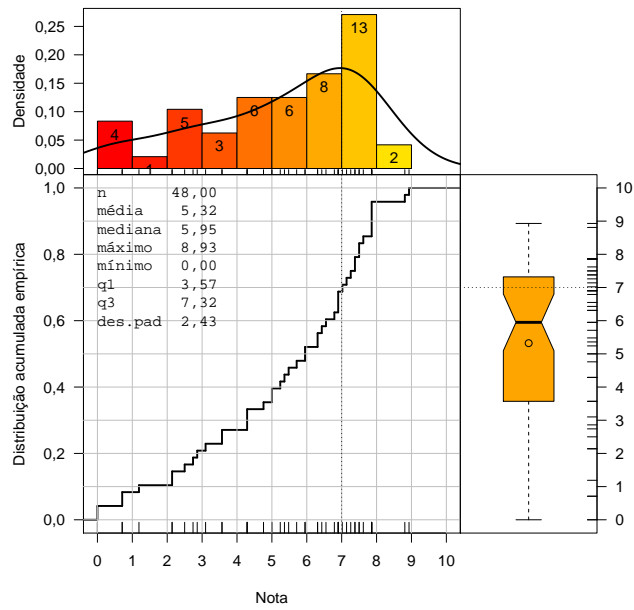


Figura 4: Desempenho dos acadêmicos na terceira avaliação de Estatística II.